


# BULLYING LEARNER'S WORKBOOK



- 3 ENTREPRENEURSHIP
- EMPLOYABILITY
- EDUCATION

PLAYFUL PROJECT-BASED LEARNING | TERM 3 LIFE SKILLS PROJECT FOR SBA



basic education  
Department:  
Basic Education  
REPUBLIC OF SOUTH AFRICA



GRADE 6



## Worksheet 1

### The meaning of bullying

Study the two pictures below in groups of 4 and answer the questions that follow:



Picture 1

What is happening in this picture?

---

What do you think about this behaviour?

---

How does the boy feel?


---

How can you assist him?

---



The meaning of bullying



Picture 2

Why is she beating up another girl?

---

Why are the others not stopping her?

---

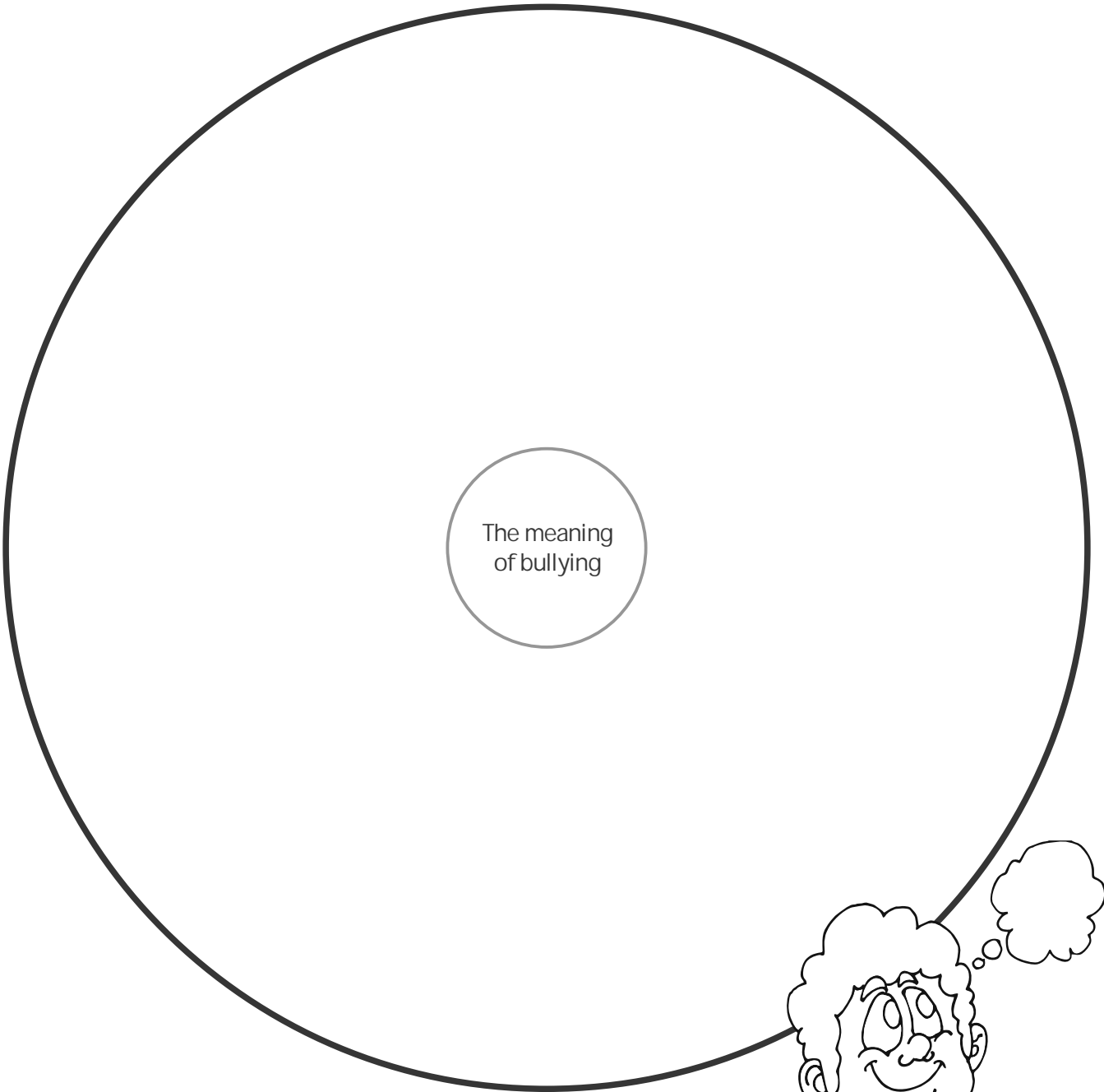
How would you assist?

---



Circle Thinking Map

Discuss what the meaning of bullying is. Write down ideas and words in the circle below of what you think bullying is and where it can happen.





## Worksheet 3

### Survey on bullying

Fill in the survey below using a ✓ for YES and ✗ for NO:

	QUESTIONS	YOU	YOUR PEER	FAMILY MEMBER
1.	Are you sometimes mean to people?			
2.	Do you sometimes pull faces at a person or show them mean signs?			
3.	If a person told you a story about another learner, have you told that story to someone else?			
4.	Have you knowingly excluded (left out) someone from a game or conversation?			
5.	Have you ever hit, punched or pinched anyone?			
6.	Have you called someone hurtful names or given them a name because of their physical features?			
7.	Have you been part of a group that does not allow others to join or leave your group?			
8.	Have you ever threatened to harm another person?			
9.	Have you ever sent mean pictures or said mean things about another person on social media?			
10.	Have you ever written something bad about someone on a piece of paper and passed it around the class?			





## Worksheet 4

### Article on bullying

#### ***Very challenging and tricky to address***

After the recorded bullying incident of Lufuno Mavhunga took a fatal turn, many tragic past stories started to surface and the spotlight has turned back on the issue of bullying in schools and the devastation it causes.

Parent 24 brought together four local professionals to discuss the issue and provide advice and insights, so parents, teachers, and schools could get a full picture of the challenges faced.

The panelists opened up about the heart-breaking experiences they have witnessed and spoke about how changes can and are being made to prevent future tragedies. One panelist revealed that the statistics state that 56% of children at school have experienced bullying and 90% of bullies grow up to become perpetrators.

Adding to that problem is the fact that pupils are not open about their experiences - “its very challenging and tricky to address,” said one educator.

One of the panelists expressed the effect that bullying has on the child's education and their mental health, often due to them developing unhealthy coping strategies to protect themselves.

They emphasized the importance of discussing the issue of bullying with your children and encouraged everyone to be an advocate for change daily, by speaking up to injustice.

*Edited article by Nasi Hako and Elizabeth Mamacos, Parent 24 27 April 201.*

After reading the article above, answer the following questions:

1. What is bullying?

---

---

2. Name two other types of bullying that you know.

---

---

3. Why is it tricky and challenging to address bullying?

---

---



## Worksheet 4 (continued)

### Article on bullying

4. What does “took a fatal turn” mean”?

---

5. Give two reasons why this happened?

---

---

6. Name two effects of bullying on the person that is bullied:

---

---

7. Have you ever experienced or witnessed bullying and what did you do?

---

---

---

8. In your opinion, how can bullies be assisted?

---

---

---

---

---

---

---


---





The Tree Map

Use a tree map to categorise the knowledge on bullying that you have gathered so far:









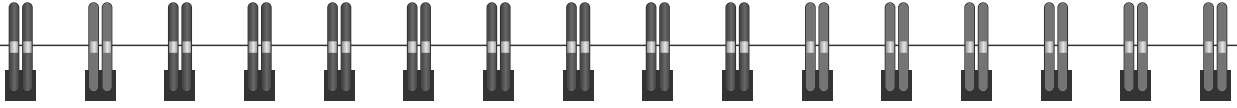
# Worksheet 8



## Write a letter

Please use the space below to write a letter. Write a letter to someone who's been bullied and show them your support. Give good advice and let them know that they are worthy. Make them feel special.

If you like, you can copy this letter to a blank piece of paper and put it in the bag of someone who needs it.



Dear:

A large rectangular area with horizontal dashed lines for writing a letter.

From:

