

CELEBRATING LOCAL HEROES LEARNER'S WORKBOOK



3 ENTREPRENEURSHIP
EMPLOYABILITY
EDUCATION

PLAYFUL PROJECT-BASED LEARNING | TERM 3 EMS PROJECT FOR SBA



basic education
Department:
Basic Education
REPUBLIC OF SOUTH AFRICA



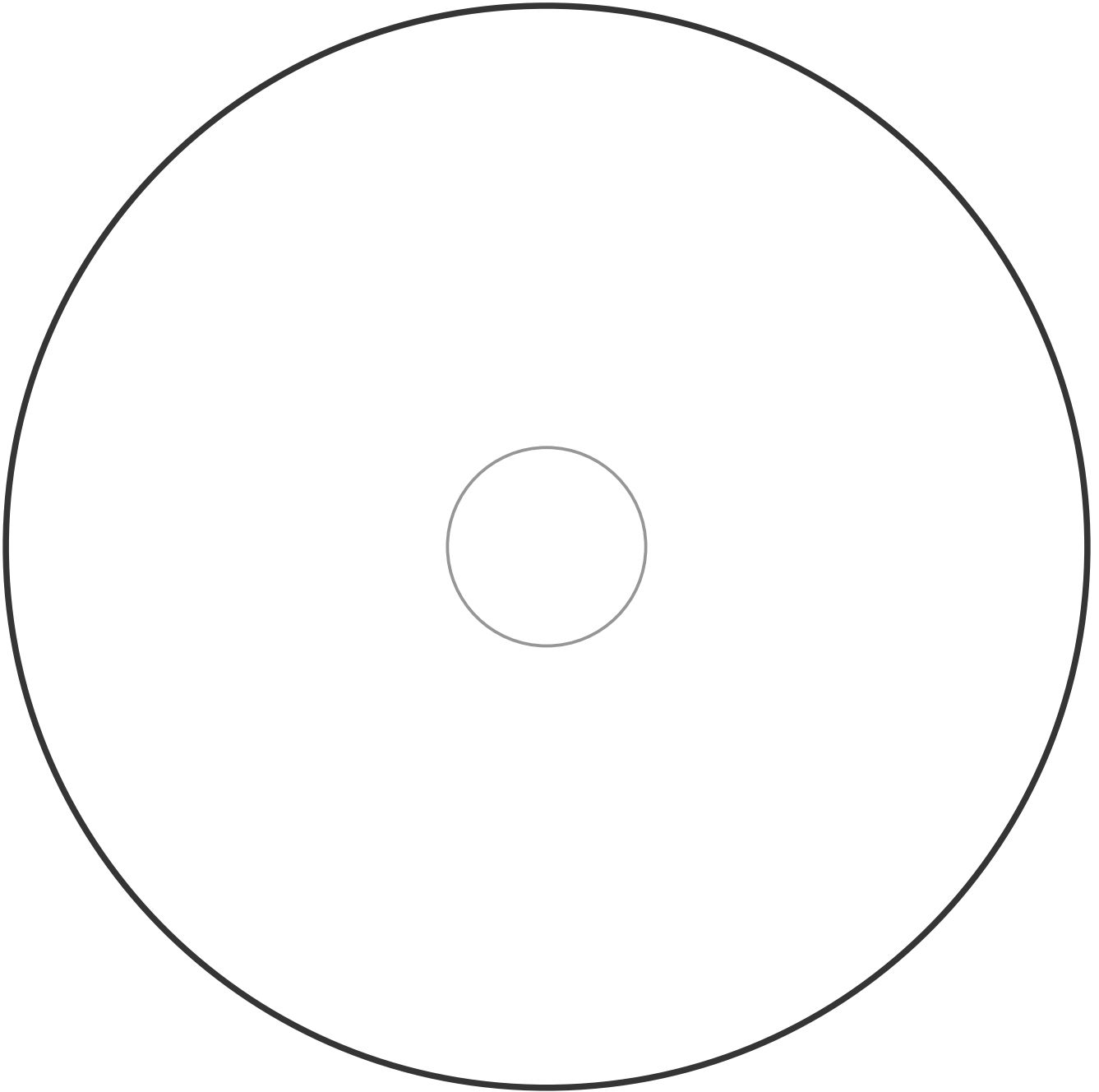
GRADE **8**



Worksheet 1

Circle Thinking Map

Use the Circle Map below. Write 'HERO' in the middle and add everything you know or understand about heroes to the outer circle.

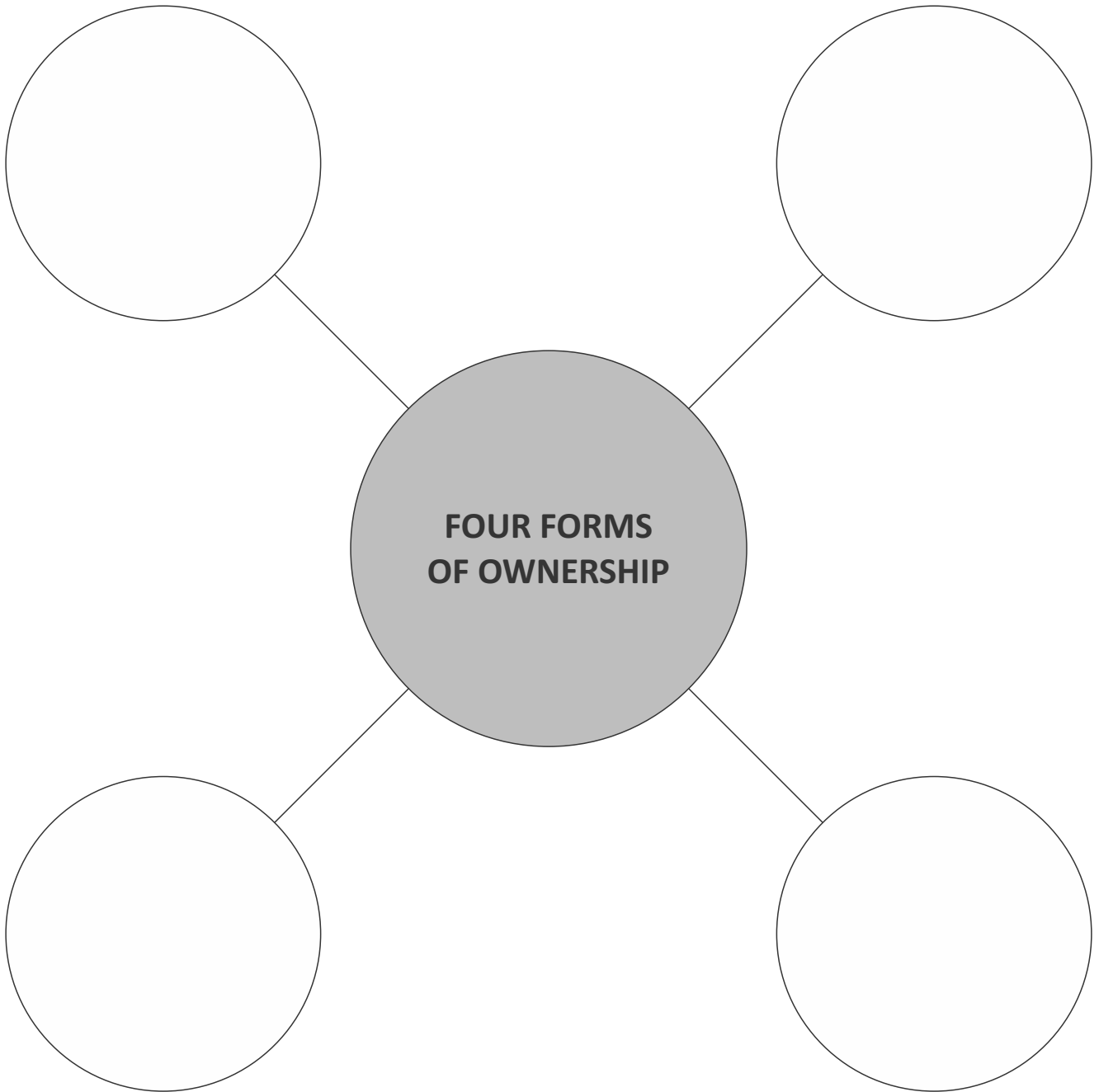




The Bubble Map

Can you remember the four forms of ownership? Write them in the small bubbles below. Also add the name of a local entrepreneur who you think uses this form of ownership.


Name of local entrepreneur: _____





The Tree Map

Each form of business ownership has its pros and cons. Complete the Tree Map below with your ideas.





Worksheet 4

Interview questions

Use this space to prepare your interview questions to a local hero you would like to celebrate. Remember to ask which form of ownership he/she uses. Be creative! Ask questions you think would peak the interest of the local community.

1. _____
2. _____
3. _____
4. _____
5. _____
6. _____
7. _____
8. _____
9. _____
10. _____
11. _____
12. _____
13. _____
14. _____
15. _____
16. _____

Worksheet 5



Interview notes

Use this page to make notes while you interview your local hero. You can also record the interview or make a video, but it is always best to also make good notes on paper.

A series of horizontal dotted lines for writing notes.

Worksheet 6



Notes on local hero

Discuss what your group thinks is the best way to celebrate and portray your local hero. Make notes in the space provided.

A large area of the page is filled with horizontal dotted lines, providing space for students to write their notes.



The Flow Map

You have voted for the best idea to celebrate a hero. You must now use the winning idea and start planning your presentation of your product (poster or video or such) and event/celebration. Start planning these things on the Flow Map below:

STEP 5	
STEP 4	
STEP 3	
STEP 2	
STEP 1	



MADD ideas

How will you integrate Music, Arts, Drama And Dancing? Think of ways to advertise your event and celebration with a short advertisement, drama or dance item. Write some ideas on this page.

.....

.....

.....

.....

.....

.....

.....

.....

.....

.....

.....

.....

.....

.....

.....

.....

.....

.....

.....

.....

.....

.....

.....



Worksheet 9

Reflection

We learn through reflecting on our learning. Please take a while to think and answer the questions below:

Who have you chosen as the hero to present and why?

What do you think the three top characteristics of a hero are?

What have you found difficult about the project?

What came easy for you?

Do you think you did a good job celebrating local heroes? Why/why not?

If you could redo the project, what would you change?
